

HISTORICAL COPY
DO NOT REMOVE

LIST OF PARTS



SINGER**

MACHINE No. 136w105

THE SINGER MANUFACTURING COMPANY

From the library of: Superior Sewing Machine & Supply LLC

**A Trade Mark of THE SINGER MANUFACTURING COMPANY

INSTRUCTIONS FOR OILING

To ensure easy running and prevent unnecessary wear of the parts which are in movable contact, the machine requires oiling, and when in continuous use, "TYPE B" or "TYPE D" OIL, sold by Singer Sewing Machine Company, should be applied at least twice each day to all oil holes marked "OIL", as instructed in Form 2236w.

"TYPE D" OIL should be used when an oil is desired which will produce a minimum of stain on fabrics, even after a long period of storage.

The small felt pad on the side of the bobbin case should be kept wet with oil to lubricate the hook race.

Occasionally check the grease in gear cases on the under-side of the bed of the machine and fill gear cases, when necessary, with GEAR LUBRICANT, sold by Singer Sewing Machine Company.

INDEX

	Page
Accessories	17
Bobbin Winder	17
Feed Gears	19
Knee Lifter	18
Knife Honing Device	20
Machine No. 136w105.....	5
Numerical List of Parts.....	23
Throat Plates	21
Wood Base	22

INSTRUCTIONS FOR ORDERING

5

In ordering from this list, use **ONLY** the PART number in the **FIRST** column.

The number stamped on a Sewing Machine Part is the number of the Single Part only, except when the part includes Set Screws, Clamping Screws, Studs and Rollers Spun on, Small Wires riveted, or Parts soldered together, etc., which it is necessary to furnish in combination.

Every combination of parts sent out has its specific number which, although not stamped on Parts (except in above case), must be used when ordering the combination.

Each number always indicates the **SAME PART** in whatever list it appears, or for whatever Machine.

The letters after some of the numbers indicate the style of finish only, as follows:

- A—Hardened, Polished, Nickel Plated and Buffed.
- AL—Heat Treated for Toughness.
- ALX—Heat Treated for Toughness and Black Oxide.
- B—Polished, Nickel Plated and Buffed.
- C—Hardened only.
- D—Polished only.
- E—Soft, Not polished.
- F—Hardened and Polished.
- J—Nickel Plated only.
- R—Merlized.
- X—Black Oxide, for Iron and Steel.
- XC—Hardened and Black Oxide, for Iron and Steel.
- Y—Black Nickel Plated only.
- Z—Chromium Plated.

These letters **MUST BE USED** when they appear in the list and **AFTER** the number, as in the list.

In this series

1 to 1500, 200001 to 201500 and 350001 to 351500 are Screw Numbers.

1501 to 1800, 201501 to 201800 and 351501 to 351800 are Nut Numbers.

1801 to 2000, 201801 to 202000 and 351801 to 352000 are Roller Numbers.

2001 to 50000 and 202001 to 350000 are Numbers of Machine Parts.


The figures in the second column refer only to the plate in which the illustration of the part is shown and are **NOT TO BE USED** in ordering.

Two or more numbers over a cut indicate that the difference between such parts is not visible in an illustration.

Parts marked with an asterisk (*) are furnished only when repairs are made at the factory.

LIST OF PARTS COMPLETE

FOR



MACHINE No. 136w105

VERTICAL HOOK. POST BED.

CONTINUOUS WHEEL FEED.

BALL BEARING ROLLER PRESSER.

Horizontal Undertrimmer attached to Hook Post.

For Simultaneously stitching the edges and undertrimming the linings of Shoes, Sandals, Slippers, etc.

No.	Plate	Name
*249069	-----	Arm with 202135
249001	-----	" Base
204235	17330	" " Position Pin (2)
200004E	17330	" " Screw (3)
202005	17330	" " Washer (3)
203091	17325	" Cap
200278X	17325	" " Screw
202248	17325	" " " Washer
203089	17325	" " Spool Holder Base
203090	17325	" " " " " 203089 with 200079X and 204296

No.	Plate	Name
200585X	17325	Arm Cap Spool Holder Base Screw
204296	17325	" " " " Wire
200079X	17325	" " " " " Hinge Screw
203092	17325	Arm Cap and Spool Holder complete, Nos. 203090, 203091 and two 200585X
204235	17330	Arm Position Pin (2)
200004E	17330	" Screw (3)
202005	17330	" " Washer (3)
237702	17325	" Shaft with 224392 and 350431E
237748	17325	" " Bushing (back) with 202260
202260	17325	" " " " Oil Packing (wick)
200071E	17325	Arm Shaft Bushing (back) Screw (3)
207080	17325	" " " (front) with 202244
202244	17325	" " " " Oil Packing (wick)
200502X	17325	Arm Shaft Bushing (front) Oil Packing Thumb Screw
350532E	17325	Arm Shaft Bushing (front) Set Screw
201522E	17325	" " " " " " Lock Nut
224392	17325	Arm Shaft Oil Packing (wick)
350431E	17325	" " " " Stop Screw
202632	15745	" Side Plate
200462X	15745	" " " Thumb Screw
*249276	-----	Bed
202258	17330	" Hinge Connection (2)
200570E	17330	" " " Screw (4)
233939	17313	Bobbin
238304	17313	" Case Base with 202056, 203211 to 203213 and 203216
203211	17313	Bobbin Case Base Latch
*202056	-----	" " " " Pin
203212	17313	" " " " Plunger
203213	17313	" " " " Spring
238312	17313	" " Cap with 200984C, 203214, 203215, 241674, 241675, two each 200594C and 350405C
234079	17326	Bobbin Case Lever
234065	17326	" " " Driving Block
200076D	17326	" " " " " Screw (2)
201272C	17326	Bobbin Case Lever Hinge Screw
241674	17313	" " Oiling Felt
241675	17313	" " " " Retainer
350405C	17313	" " " " " Screw
203214	17313	" " Tension Spring
200984C	17313	" " " " Regulating Screw
200594C	17313	Bobbin Case Tension Spring Screw
203215	17313	" " Thread Guide
200594C	17313	" " " " Screw

No.	Plate	Name
203216	17313	Bobbin Case Washer (cloth)
238313	17313	Bobbin Case complete, Nos. 238304 and 238312
237793	17325	Driving Wheel (aluminum alloy casting) for "V" belt (outside diam. of belt groove 2.9 in.) with 350540C and 350541C
350419X	17325	Driving Wheel Adjusting Screw
350540C	17325	" " Position Screw
350541C	17325	" " Set Screw
241732	17328	Edge Guide
241733	17328	" " Bracket
200934X	17328	" " " Hinge Screw
200380C	17326	" " " " " Set Screw
241764	17328	" " " " " " "
		Packing (fibre)
241684	17328	Edge Guide Locking Pin
249272	17328	" " " " Releasing Handle
201537E	17328	" " " " " " "
		Lock Nut
350488C	17328	Edge Guide Locking Pin Screw Bushing
249273	17328	" " " " Spring
249274	17328	Edge Guide Locking Device complete, Nos. 241684, 249272, 249273, 350488C and two 201537E
200173X	17328	Edge Guide Screw (2)
237777	15745	Face Plate with 201650X and 350432XC
202135	15745	" " Position Pin
200473X	15745	" " Thumb Screw
249088	17327	Feed Post with 200362C, 200383C and two 201052C
249268	17327	Feed Post 249088 with 249007, 249013, 249014, 249019, 249077, 249078, 249092, 249266 and four 200137X
249005	17326	Feed Post Cover (back)
249278	17326	" " " (front)
200159F	17326	" " " (back or front) Clamp Screw (2)
200583X	17326	Feed Post Cover (back or front) Screw (6)
249007	17327	Feed Post Cover (side)
200137X	17327	" " " " Screw
200036E	17327	" " Screw (2)
249065	17327	" Wheel (coarse knurl)
249267	17327	" " 249065 with 249062 and three 229D
249092	17327	Feed Wheel Adjusting Stud (eccentric)
201052C	17327	" " " " Set Screw
249061	17327	" " Ball Bearing
249097	17327	" " Bearing
200585X	17327	" " " Screw
249062	17327	" " Bevel Gear

No.	Plate	Name
249012	17327	Feed Wheel Bevel Gear Driving Pinion with two 201052C
350395C	17327	Feed Wheel Bevel Gear Driving Pinion Screw Stud
201052C	17327	Feed Wheel Bevel Gear Driving Pinion Set Screw
249013	17327	Feed Wheel Bevel Gear Driving Pinion Shaft (lower)
249014	17327	Feed Wheel Bevel Gear Driving Pinion Shaft (lower) Bushing
200383C	17327	Feed Wheel Bevel Gear Driving Pinion Shaft (lower) Bushing Set Screw
249077	17327	Feed Wheel Bevel Gear Driving Pinion Shaft (lower) Collar with two 200393C
200393C	17327	Feed Wheel Bevel Gear Driving Pinion Shaft (lower) Collar Set Screw
248810	17327	Feed Wheel Bevel Gear Driving Pinion Shaft (upper)
249077	17327	Feed Wheel Bevel Gear Driving Pinion Shaft (upper) Collar with two 200393C
200393C	17327	Feed Wheel Bevel Gear Driving Pinion Shaft (upper) Collar Set Screw
249078	17327	Feed Wheel Bevel Gear Driving Pinion Shaft Connection
249073	17327	Feed Wheel Bevel Gear Driving Pinion Thrust Washer
229D	17327	Feed Wheel Bevel Gear Screw
249096	17327	" " " " Spacing Washer
249079	17327	" " Bracket
249266	17327	" " " 249079 with 248810, 249012, 249061, 249073, 249077, 249096, 249097, 249267, 350395C, 350514AL and three 200585X
249019	17327	Feed Wheel Bracket Friction Plug
201052C	17327	" " " " " Set Screw
200362C	17327	Feed Wheel Bracket Set Screw
350514AL	17327	" " Cap Screw
249023	15739	" " Driving Gear (for 15 stitches)
249024	15739	Feed Wheel Driving Gear (for 16 stitches)
249026	15739	Feed Wheel Driving Gear (for 18 stitches)
238613	15739	Feed Wheel Driving Gear Key
238614	15739	" " " " " Shifting Collar with 201464C
201464C	15739	Feed Wheel Driving Gear Key Shifting Screw Stud
238615	15739	Feed Wheel Driving Gear Key Spring
201202D	15739	" " " " " " Screw

No.	Plate	Name
238616	15739	Feed Wheel Driving Gear Key Stop Pin
249075	15739	" " " " Separating Washer (2)
249030	15739	Feed Wheel Driving Gear Shaft with 238616
249032	15739	Feed Wheel Driving Gear Shaft Bracket with 202299, 238630 and two 200346C
202299	15739	Feed Wheel Driving Gear Shaft Bracket Oil Packing (wick)
249033	15739	Feed Wheel Driving Gear Shaft Bracket Plate with two 210983
210983	15739	Feed Wheel Driving Gear Shaft Bracket Plate Position Pin
200158X	15739	Feed Wheel Driving Gear Shaft Bracket Plate Screw (2)
201082E	15739	Feed Wheel Driving Gear Shaft Bracket Screw (long)
225532	15739	Feed Wheel Driving Gear Shaft Bracket Screw (long) Washer
201308E	15739	Feed Wheel Driving Gear Shaft Bracket Screw (short)
203637	15739	Feed Wheel Driving Gear Shaft Bracket Screw (short) Washer
238630	15739	Feed Wheel Driving Gear Shaft Bushing
249031	15739	" " " " " Collar with 200397X
200397X	15739	Feed Wheel Driving Gear Shaft Collar Set Screw
249037	15740	Feed Wheel Driving Pinion (for 15 stitches)
249038	15740	Feed Wheel Driving Pinion (for 16 stitches)
249040	15740	Feed Wheel Driving Pinion (for 18 stitches)
231433	15740	Feed Wheel Driving Pinion Key
249044	15740	" " " Shaft
249045	15740	" " " " Bushing (back)
200362C	15739	" " " " " Set Screw
249046	15740	Feed Wheel Driving Shaft Bushing (front)
200346C	15739	Feed Wheel Driving Shaft Bushing (front) Set Screw
249047	15740	Feed Wheel Driving Shaft Collar with two 201052C
201052C	15740	Feed Wheel Driving Shaft Collar Set Screw
237724	15740	Feed Wheel Driving Shaft Gear with 200378C and 201220C
201220C	15740	Feed Wheel Driving Shaft Gear Position Screw
200378C	15740	Feed Wheel Driving Shaft Gear Set Screw

No.	Plate	Name
201666E	15740	Feed Wheel Driving Shaft Nut
203411	15740	" " " " Washer
*203482	-----	Hook (sewing)
233853	17313	" 203482 with 201253F, 201376C and 241604
238315	17313	Hook and Bobbin Case complete, Nos. 233853 and 238313
249049	17326	Hook Bevel Gear Socket, 14 teeth
234024	17326	" " " " Friction Washer
200555X	17313	" " " " Screw
241551	15740	" " Pinion, 28 teeth, with two 200378C
201318E	15740	Hook Bevel Pinion Guard Oil Stop Screw
201082E	15740	" " " " Screw
*249050	-----	" " " " Section (back)
*249051	-----	" " " " (front)
249052	15740	Hook Bevel Pinion Guard complete, Nos. 201082E, 201318E, 249050 and 249051
200378C	15740	Hook Bevel Pinion Set Screw
237728	15740	" Driving Shaft
235857	15740	" " " Bevel Gear with 200374C and 200396C
237729	15739	Hook Driving Shaft Bevel Gear Housing with 200346C and three 200362C
237730	15739	Hook Driving Shaft Bevel Gear Housing Cap (bottom)
237731	15739	Hook Driving Shaft Bevel Gear Housing Cap (bottom) Gasket
237732	15739	Hook Driving Shaft Bevel Gear Housing Cap (side)
237733	15739	Hook Driving Shaft Bevel Gear Housing Cap (side) Gasket
200053C	15739	Hook Driving Shaft Bevel Gear Housing Cap Screw (4)
201082E	15739	Hook Driving Shaft Bevel Gear Housing Screw (long)
225532	15739	Hook Driving Shaft Bevel Gear Housing Screw (long) Washer
201308E	15739	Hook Driving Shaft Bevel Gear Housing Screw (short)
203637	15739	Hook Driving Shaft Bevel Gear Housing Screw (short) Washer
200396C	15740	Hook Driving Shaft Bevel Gear Position Screw
200374C	15740	Hook Driving Shaft Bevel Gear Set Screw
237734	15740	Hook Driving Shaft Bushing (back)
200362C	15739	" " " " " Set Screw
249053	15740	Hook Driving Shaft Bushing (front)
200338C	15740	" " " " " Set Screw

No.	Plate	Name
221743	15740	Hook Driving Shaft Collar with two 200380C
200380C	15740	Hook Driving Shaft Collar Set Screw
241604	17313	" Gib
201376C	17313	" " Hinge Screw
201253F	17313	" " Screw
249280	17326	" Post
249072	17326	" " Oil Packing (wick)
200959D	17326	" " " " " Screw (2)
200017C	17326	" " Screw (2)
203637	17326	" " " Washer (2)
221215	17326	" " Slide
221222	17313	" Washer
249100	17330	Knee Lifter Lifting Lever
200242X	17330	" " " " Hinge Screw
227561	17330	" " " " Spring
241683	17330	" " " " Stop Finger
233390	17330	" " " " Washer
238508	17328	Knife
238530	15740	" Driving Eccentric with two 200386C
238510	15740	" " " Oil Pan
201058E	15740	" " " " " Screw (2)
240019	15740	" " " Oiling Felt
200386C	15740	" " " Set Screw
238512	15740	" " Fork Lever
249281	15740	" " " " 238512 with 200243D, 201531X and 249282
238513	15740	Knife Driving Fork Lever Bracket with 200378C
202126	15740	Knife Driving Fork Lever Bracket Position Pin (2)
201058E	15740	Knife Driving Fork Lever Bracket Screw (2)
210910	15740	Knife Driving Fork Lever Hinge Stud with 202277
202277	15740	Knife Driving Fork Lever Hinge Stud Oil Packing (wick)
200378C	15740	Knife Driving Fork Lever Hinge Stud Set Screw
249282	15740	Knife Driving Fork Lever Slide Block
200243D	15740	" " " " " " Hinge Screw
201531X	15740	Knife Driving Fork Lever Slide Block Hinge Screw Nut
241736	17328	Knife Driving Lever (lower) with 200048C and 241752
241737	17326	Knife Driving Lever (lower) Guard
200158X	17326	" " " " " Screw (2)
200048C	17328	Knife Driving Lever (lower) Pinch Screw
241738	17328	Knife Driving Lever (lower) Shaft

No.	Plate	Name
241739	17328	Knife Driving Lever (lower) complete, Nos. 104D, 24173 and 241736
241740	17328	Knife Driving Lever (upper) with 200048C
241720	17328	Knife Driving Lever (upper) Locking Plunger
241721	17328	Knife Driving Lever (upper) Locking Plunger Spring
201725D	17328	Knife Driving Lever (upper) Locking Plunger Spring Thumb Nut with 200389C
200389C	17328	Knife Driving Lever (upper) Locking Plunger Spring Thumb Nut Set Screw
200048C	17328	Knife Driving Lever (upper) Pinch Screw
241741	17328	Knife Driving Lever (upper) complete, Nos. 201725D, 241720, 241721 and 241740
241752	17328	Knife Driving Lever Fork
24173	17328	" " " " Swivel
104D	17328	" " " " " Screw
249275	17326	" Guard
200110D	17326	" " Screw (2)
241742	17328	" Lever
200168X	17328	" " Screw (2)
200169X	17328	" Screw (2)
241743	17328	" Shaft
241744	17328	" " Spring
214833	17328	" " " Adjusting Collar with 200380C
200380C	17328	Knife Shaft Spring Adjusting Collar Set Screw
241745	17328	Knife Switch-in Lever with 200061XC
200061XC	17328	" " " Pinch Screw
241746	17328	" Switch-out Lever
200284D	17328	" " " Hinge Screw
241747	17328	" " Plunger
249269	17329	Needle Bar with 200125F, 200175D and 249270
238251	17329	Needle Bar Connecting Link
264718	17329	" " " " Oil Guard
201183D	17329	" " " " " Screw
202333	17329	Needle Bar Connecting Link Stud with 202254
202254	17329	Needle Bar Connecting Link Stud Oil Packing (wick)
200374C	17329	Needle Bar Connecting Link Stud Set Screw
200383C	17329	Needle Bar Connecting Link Stud Set Screw
*206891	-----	Needle Bar Connecting Stud

No.	Plate	Name
202329	17329	Needle Bar Connecting Stud 206891 with 200086C and 202330
202330	17329	Needle Bar Connecting Stud Oil Packing (wick)
200086C	17329	Needle Bar Connecting Stud Pinch Screw
202692	17329	" " Crank with 200335C, 200374C, 200383C, 200428C and 202333
237737	17329	Needle Bar Crank 202692 with 202329, 202399, 202400, 237762 and 238251
203172	17329	Needle Bar Crank Friction Washer
200428C	17329	" " " Position Screw
200335C	17329	" " " Set Screw
202664	17329	" " Rock Frame
*237794	17325	" " " " Driving Eccentric
*237749	17325	" " " " " " Body with 443C and 350107C
350107C	17325	Needle Bar Rock Frame Driving Eccentric Body Position Screw
443C	17325	Needle Bar Rock Frame Driving Eccentric Body Set Screw
1103C	17325	Needle Bar Rock Frame Driving Eccentric Regulating Screw
217D	17325	Needle Bar Rock Frame Driving Eccentric Set Screw
7071	17325	Needle Bar Rock Frame Driving Eccentric Set Screw Washer
237750	17325	Needle Bar Rock Frame Driving Eccentric complete, Nos. 217D, 1103C, 7071, 237749 and 237794
237739	17330	Needle Bar Rock Frame Driving Fork Lever with 200929E
200029E	17330	Needle Bar Rock Frame Driving Fork Lever Pinch Screw
237740	17330	Needle Bar Rock Frame Driving Fork Lever Slide Block (two pieces)
210910	17329	Needle Bar Rock Frame Hinge Stud with 202277
202277	17329	Needle Bar Rock Frame Hinge Stud Oil Packing (wick)
200347C	17329	Needle Bar Rock Frame Hinge Stud Set Screw
202666	17329	Needle Bar Rock Frame Position Bracket
200098F	17329	Needle Bar Rock Frame Position Bracket Screw
202667	17330	Needle Bar Rock Frame Rock Shaft
210978	17330	" " " " " " 202667 with 200387C and 210920
202668	17330	Needle Bar Rock Frame Slide Block
210920	17330	" " " " " " 202668 with 201141C

No.	Plate	Name
201141C	17330	Needle Bar Rock Frame Slide Block Screw Stud
200387C	17330	Needle Bar Rock Frame Slide Block Screw Stud Set Screw
249270	17329	Needle Bar Thread Guide
200175D	17329	" " " " Screw
200125F	17329	" Set Screw
207072	15746	Presser Bar Bushing (2)
200352C	15746	" " " " Set Screw (2)
202671	15746	" " Lifter
200653C	15746	" " " Hinge Screw
207963	15746	" " Lifting Releasing Lever Bracket
200975F	15746	Presser Bar Lifting Releasing Lever Bracket Guide Screw
206608	15746	Presser Bar Lifting Releasing Lever Bracket Spring
202337	15746	Presser Bar Position Guide
202338	15746	" " " " Lever with 200086F
200086F	15746	Presser Bar Position Guide Lever Pinch Screw
200352C	15746	Presser Bar Position Guide Set Screw
207965	17330	" " Spring (flat)
210949	15746	" " " Bracket with 200086C
200086C	15746	Presser Bar Spring Bracket Pinch Screw
350346C	17330	Presser Bar Spring Regulating Screw
200948F	17330	" " " Support Screw
201997	15746	Roller Presser, 1 in. diam., 5/32 in. face (fine) with 1528J, 201699C, 350104C and twenty-eight 206417
249056	15746	Roller Presser Arm
249057	15746	" " " 249056 with 201997
233807	15746	" " " Bracket
235088	15746	" " " " Position Collar with 200362C
200117F	15746	Roller Presser Arm Bracket Position Collar Position Screw
200362C	15746	Roller Presser Arm Bracket Position Collar Set Screw
202558	15746	Roller Presser Arm Bracket Spring
202559	15746	" " " " " Stop
200141F	15746	" " " " " " Screw
200096D	15746	Roller Presser Arm Screw
249058	15746	Roller Presser and Bar complete, Nos. 200096D, 200117F, 202557 to 202559, 200141F, 200362C, 200362C and 200141F
206417	15746	Roller Presser Ball, 1/16 in. diameter

No.	Plate	Name
201699C	15746	Roller Presser Ball Cone
202557	15746	" " Bar
350104C	15746	" " Hinge Screw
1528J	15746	" " " Nut
237762	17329	Take-up Lever
202399	17329	" " Driving Stud with 202277
202277	17329	" " " " Oil Packing (wick)
202400	17329	Take-up Lever Hinge Stud with 202423
202423	17329	" " " " Oil Packing (wick)
200383C	17329	Take-up Lever Hinge Stud Set Screw
202401	15746	" " Oiling Felt
200132E	15746	" " " " Screw
244048	17314	Tension Disc (back)
244049	17314	" " (front)
202404	15746	" Release Plunger
244061	17314	" " Washer
223438	17314	" Spring
263106	17314	" " Washer
200625F	17314	" Stud with 204925
200061C	17314	" " Set Screw
204925	17314	" " Washer
201572X	17314	" Thumb Nut
240358	17314	Tension complete, Nos. 200625F, 201572X 202410, 223438, 244048, 244049, 244061 and 263106
202410	17314	Thread Controller Spring
241443	17314	" " " Stop
200132E	17314	" " " " Screw
202412	17325	" Guide
210955	17314	" " (upper)
200582X	17314	" " Screw (2)
241755	15745	Lubricator Oil Pad (felt)
237779	15745	" " " " Holder
240439	15745	" " " " Retainer
241758	15745	" " " Reservoir
241759	15745	" " " Wick
350432XC	15745	" " Screw
201650X	15745	" " " Nut
214838	15745	" " " Washer
237780	15745	Thread Lubricator complete, Nos. 214838 237779, 240439, 241755, 241758 and 241759
240034	17314	Thread Retainer
210956	17314	" " Bracket with 200397X
200582X	17314	" " " Screw (2)
200366X	17314	" " Set Screw
210993	17314	" " Sleeve
210957	17314	" " Stud
210958	17314	" " " Collar

No.	Plate	Name
200397X	17314	Thread Retainer Stud Set Screw
210959	17314	Thread Retainer (lower) complete, Nos. 210956 to 210958, 210993 and 223844
249179	15749	Throat Plate Body
249180	15749	" " Needle Plate, 56 elongated needle hole, for needle sizes 12 and 13 (minimum trimming margin .045 in.)
200587D	15749	Throat Plate Needle Plate Screw
249181	15749	Throat Plate complete, 56 elongated needle hole, for needle sizes 12 and 13, Nos. 249179, 249180 and two 200587D
200099X	15749	Throat Plate Screw (2)
249066	17330	Vertical Shaft
237745	17330	" " Bevel Gear (lower)
205508	17330	" " " " " Position Pin
235857	17330	Vertical Shaft Bevel Gear (upper) with 200374C and 200396C
200396C	17330	Vertical Shaft Bevel Gear (upper) Position Screw
200374C	17330	Vertical Shaft Bevel Gear (upper) Set Screw
237734	17330	Vertical Shaft Bushing (lower)
200346C	15739	" " " " Set Screw
237746	17330	" " " (upper)
200362C	17330	" " " " Set Screw
237747	17325	" " Driving Gear with 200374C and 200396C
200396C	17325	Vertical Shaft Driving Gear Position Screw
200374C	17325	Vertical Shaft Driving Gear Set Screw
249067	17330	" " Oil Leader (lower) (brass)
237755	17325	" " " " (upper) (brass)

SINGER Needles should be used
in **SINGER** Machines
These Needles and their Containers
are marked with the
Company's Trade Mark "**SIMANCO**."*** 1

**Needles in Containers marked
"FOR SINGER MACHINES"
are NOT SINGER made needles.**

ACCESSORIES

No.	Plate	Name
233939	17313	Bobbin (2)
228288	15751	Drip Pan with four 3/4 in. wire nails
238632	15740	Feed Wheel Driving Pinion Spacing Washer (for use in place of Feed Wheel Driving Pinion when one or two lengths of stitch are required) (2)
238508	17328	Knife
41400	15757	Machine Rest Pin (wood)
16 x 4	----	Needles, three each, sizes 12 and 13
120342	15757	Oiler (copper plated) with 120343
120343	15757	" Spout (3-1/2 in. long)
4822	15757	Roller Presser Hinge Screw Nut Wrench
225498	15757	Screw Driver (7-1/4 in. long)
228476	15757	" " (Bobbin Case)
225554	15757	Wrench (steel)

BOBBIN WINDER

(SWINGING AUTOMATIC, RIGHT HAND)
FOR 5/16 INCH ROUND BELT DRIVE

259428	16615	Brake (leather)
259429	16615	" Clamp
200113F	16615	" " Screw
225453	16615	Frame with 202277 and 259660
225454	16615	" Hinge Pin
202277	16615	" Oil Packing (wick)
259660	16615	" " Well Washer
225455	16615	" Spring
225456	16615	" " Plunger
225368	16615	Pulley with 200380C
200380C	16615	" Set Screw
225381	16615	Spindle
225444	16615	Stop Latch
200056E	16615	" " Screw
225458	16615	" " Thumb Lever
225459	16615	" " Hinge Stud
225457	16615	" " Joint Stud
202478	16615	" " Trip Lever
201208E	16615	" " Hinge Screw
225461	16615	Tension Bracket with 201400X

ACCESSORIES

No.	Plate	Name
200082D	16615	Tension Bracket Screw
228026	16615	" " " Washer
2102	16615	" Disc
13710	16615	" Spring
201499X	16615	" Stud
201572X	16615	" " Thumb Nut
225462	16615	Bobbin Winder Tension Bracket complete, Nos. 13710, 201572X, 225461 and two 2102
259430	16615	Bobbin Winder and Tension Bracket Base
259431	16615	Universal Bobbin Winder complete, Nos. 200056E, 200082D, 200113F, 200299X, 202478, 225368, 225381, 225444, 225453 to 225456, 225458, 225462, 228026, 259428 to 259430, two each 225459 and wood screws 3/4 in., No. 12, R. H. B.

KNEE LIFTER

2763	17321	Rock Shaft
7539	17321	" " Hanger with two wood screws 1 in., No. 10
228364	17321	Rock Shaft Knee Plate with 350231C
228318	17321	" " " " Arm
228685	17321	" " " " Bracket with two 356C
356C	17321	Rock Shaft Knee Plate Arm Bracket Set Screw
228686	17321	Rock Shaft Knee Plate Arm Counter Balance Spring
356C	17321	Rock Shaft Knee Plate Arm Set Screw
150668	17321	" " " " Pad (rubber)
350231C	17321	" " " " Set Screw
6337	17321	" " Lifting Bracket with two 356C
39811	17321	Rock Shaft Lifting Bracket Extension with 39576
356C	17321	Rock Shaft Lifting Bracket Extension Set Screw
356C	17321	Rock Shaft Lifting Bracket Set Screw
227676	17321	" " " Chain, 18 in. long, with 202784
39576	17321	Rock Shaft Lifting Chain Hook (lower)
202784	17321	" " " " " (upper)
2770	17321	" " Stop Dog with 140219C
140219C	17321	" " " " Set Screw
228687	17321	Knee Lifter Rock Shaft complete, Nos. 2763, 2770, 6337, 39811, 150668, 227676, 228318, 228364, 228685, 228686 and two 7539

FEED GEARS

No.	Plate	Name
249020	15739	Feed Wheel Driving Gear (for 12 stitches)
249021	15739	Feed Wheel Driving Gear (for 13 stitches)
249022	15739	Feed Wheel Driving Gear (for 14 stitches)
249023	15739	Feed Wheel Driving Gear (for 15 stitches)
249024	15739	Feed Wheel Driving Gear (for 16 stitches)
249025	15739	Feed Wheel Driving Gear (for 17 stitches)
249026	15739	Feed Wheel Driving Gear (for 18 stitches)
249027	15739	Feed Wheel Driving Gear (for 19 stitches)
249028	15739	Feed Wheel Driving Gear (for 20 stitches)
238641	15739	Feed Wheel Driving Gear (for 21 stitches)
249029	15739	Feed Wheel Driving Gear (for 23 stitches)
238642	15739	Feed Wheel Driving Gear (for 24 stitches)
238605	15739	Feed Wheel Driving Gear (for 26 stitches)
238606	15739	Feed Wheel Driving Gear (for 29 stitches)
238607	15739	Feed Wheel Driving Gear (for 32 stitches)
249034	15740	Feed Wheel Driving Pinion (for 12 stitches)
249035	15740	Feed Wheel Driving Pinion (for 13 stitches)
249036	15740	Feed Wheel Driving Pinion (for 14 stitches)
249037	15740	Feed Wheel Driving Pinion (for 15 stitches)
249038	15740	Feed Wheel Driving Pinion (for 16 stitches)
249039	15740	Feed Wheel Driving Pinion (for 17 stitches)
249040	15740	Feed Wheel Driving Pinion (for 18 stitches)
249041	15740	Feed Wheel Driving Pinion (for 19 stitches)

No.	Plate	Name
249042	15740	Feed Wheel Driving Pinion (for 20 stitches)
238655	15740	Feed Wheel Driving Pinion (for 21 stitches)
249043	15740	Feed Wheel Driving Pinion (for 23 stitches)
238656	15740	Feed Wheel Driving Pinion (for 24 stitches)
238618	15740	Feed Wheel Driving Pinion (for 26 stitches)
238619	15740	Feed Wheel Driving Pinion (for 29 stitches)
238620	15740	Feed Wheel Driving Pinion (for 32 stitches)

KNIFE HONING DEVICE

259281	17640	Base with 457AL and two 899D
259282	17640	" 259281 with 674D, 721D, 259274 to 259277, 259309, 259310, 350372C and 350373X
259266	17640	Knife Holder Clamp
259267	17640	" " " Base
259268	17640	" " " " 259267 with 771X, 1359J, 36006, 41544, 259266, 259269 and 259284
899D	17640	Knife Holder Clamp Base Locking Thumb Screw
1359J	17640	Knife Holder Clamp Hinge Screw
36006	17640	" " " " " Washer
259269	17640	" " " Spring
259284	17640	" " " Washer
771X	17640	" " Clamping Thumb Screw
41544	17640	" " " " " "
		Washer
259270	17640	Knife Hone
259271	17640	" " Clamp
215057	17640	" " " Position Pin
200466X	17640	" " " Thumb Screw
259272	17640	" " Holder with two 215057
259273	17640	" " " 259272 with 259270, two each 200466X and 259271
259274	17640	Knife Hone Holder Guide
259275	17640	" " " " Collar
721D	17640	" " " " " Set Screw
259276	17640	" " " " " Yoke
674D	17640	" " " " " Hinge Screw

No.	Plate	Name
259277	17640	Knife Hone Holder Guide Collar Yoke Hinge Screw Bushing
350372C	17640	Knife Hone Holder Guide Collar Yoke Hinge Screw Bushing Set Screw
350373X	17640	Knife Hone Holder Guide Thumb Set Screw
259310	17640	Knife Stop Pin (long)
259309	17640	" " " (short)
457AL	17640	" " " Set Screw
899D	17640	" " " Thumb Screw
259283	17640	Honing Device complete, Nos. 259268, 259273, 259282, Form 2399W and three wood screws 1-1/2 in., No. 8

THROAT PLATES

249179	15749	Throat Plate Body
249187	15749	" " Body
249182	15749	" " Needle Plate, 56 elongated needle hole, for needle sizes 12 and 13 (minimum trimming margin .035 inch)
249180	15749	Throat Plate Needle Plate, 56 elongated needle hole, for needle sizes 12 and 13 (minimum trimming margin .045 inch)
249188	15749	Throat Plate Needle Plate, 56 elongated needle hole, for needle sizes 12 and 13 (minimum trimming margin .045 inch)
200587D	15749	Throat Plate Needle Plate Screw
249181	15749	Throat Plate complete, 56 elongated needle hole, for needle sizes 12 and 13, Nos. 249179, 249180 and two 200587D
249183	15749	Throat Plate complete, 56 elongated needle hole, for needle sizes 12 and 13, Nos. 249179, 249182 and two 200587D
249189	15749	Throat Plate complete, 56 elongated needle hole, for needle sizes 12 and 13, Nos. 249187, 249188 and two 200587D (for long stitch)

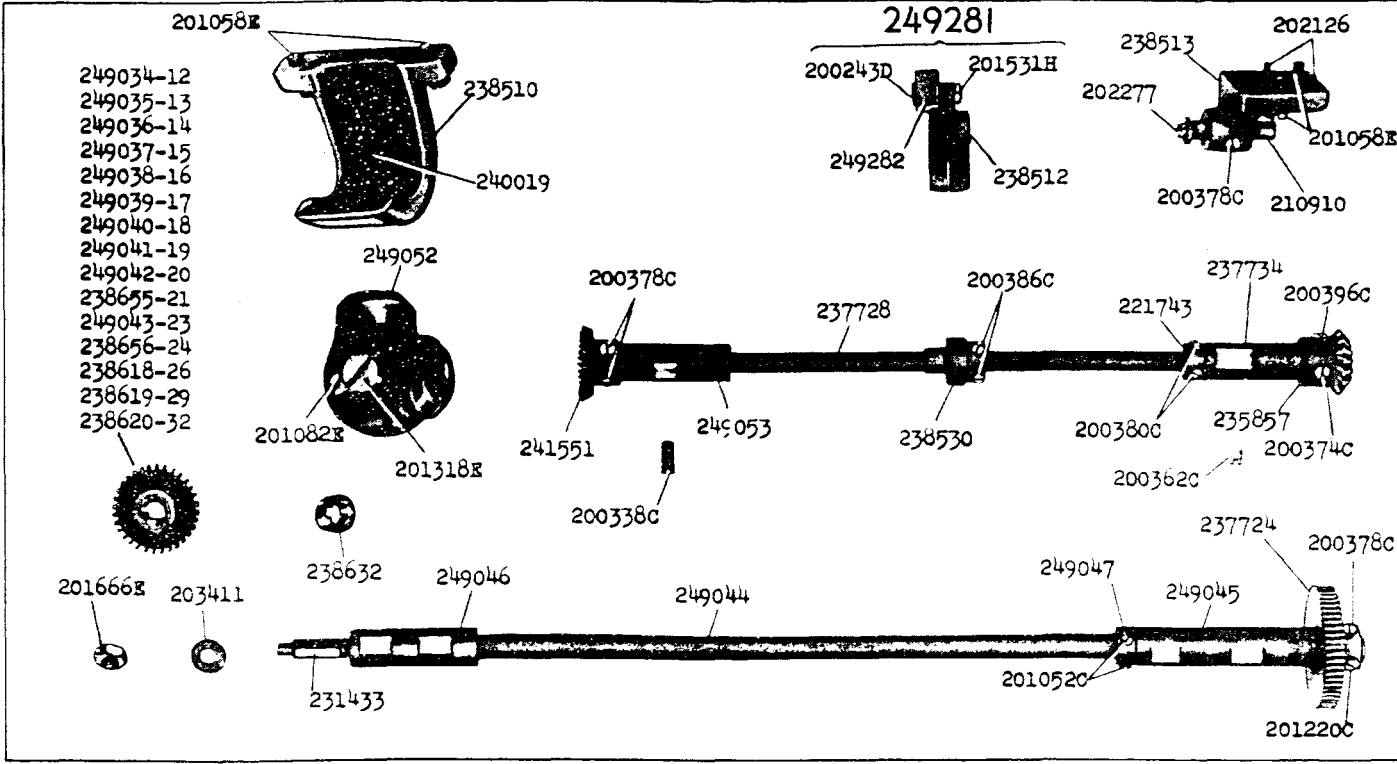
WOOD BASE

(OBLIQUE)

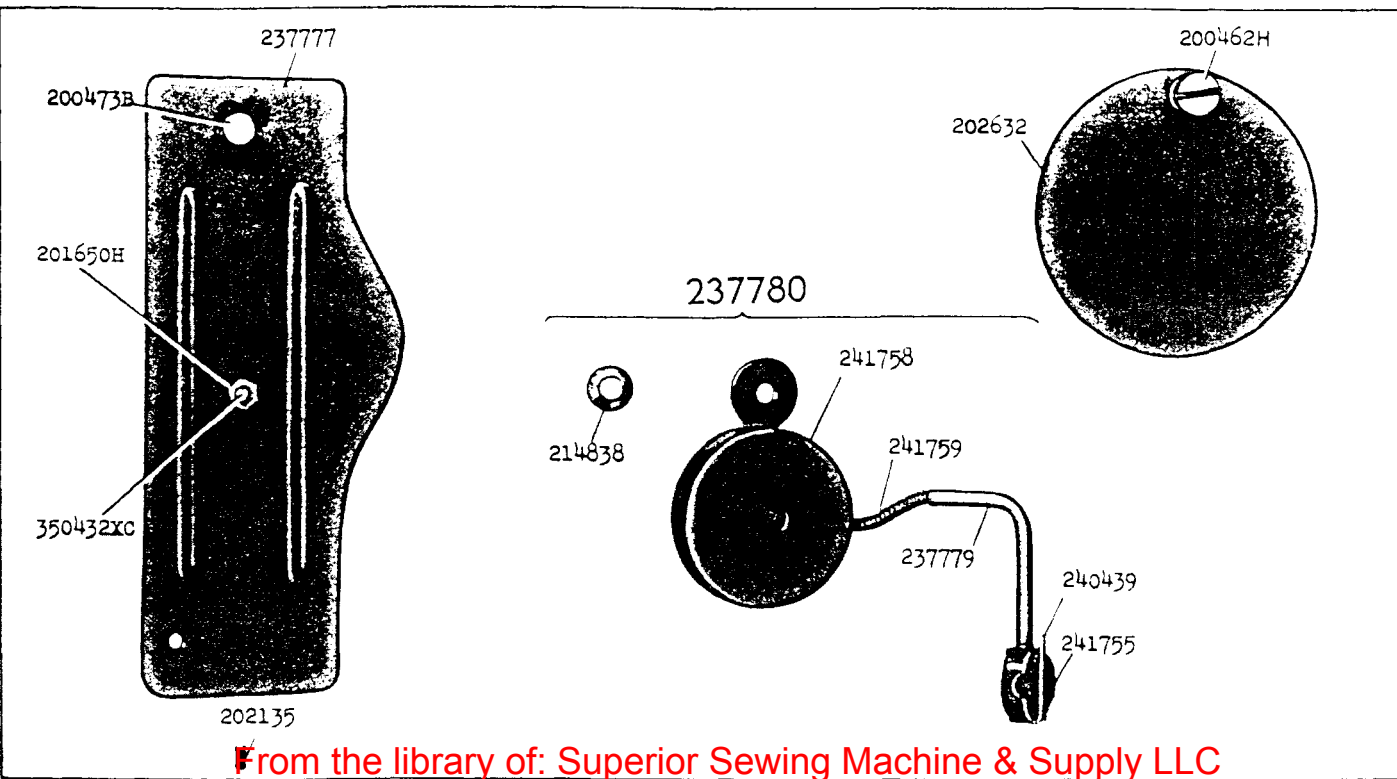
No.	Plate	Name
202259	-----	Bed Hinge Plate
227493	15751	" " " 202259 with two wood screws 7/8 in., No. 12H
225589	15751	Machine Cushion (leather)
228357	15751	Base with two 227493, four 225589 and eight wood screws 1-1/2 in., No. 7

**SINGER Needles should be used
in SINGER Machines
These Needles and their Containers
are marked with the
Company's Trade Mark "SIMANCO.***" 1**

**Needles in Containers marked
"FOR SINGER MACHINES"
are NOT SINGER made needles. 2**

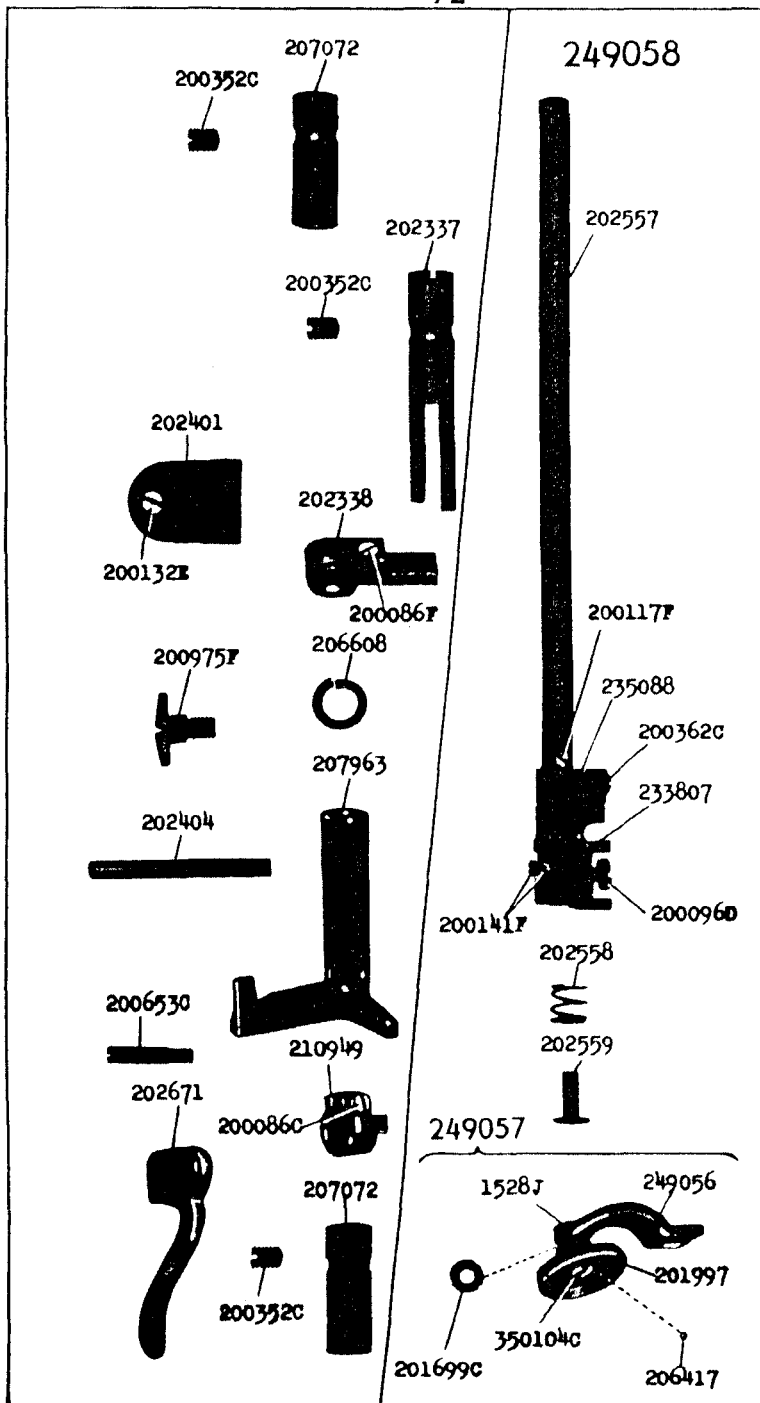


15740 - 1/3

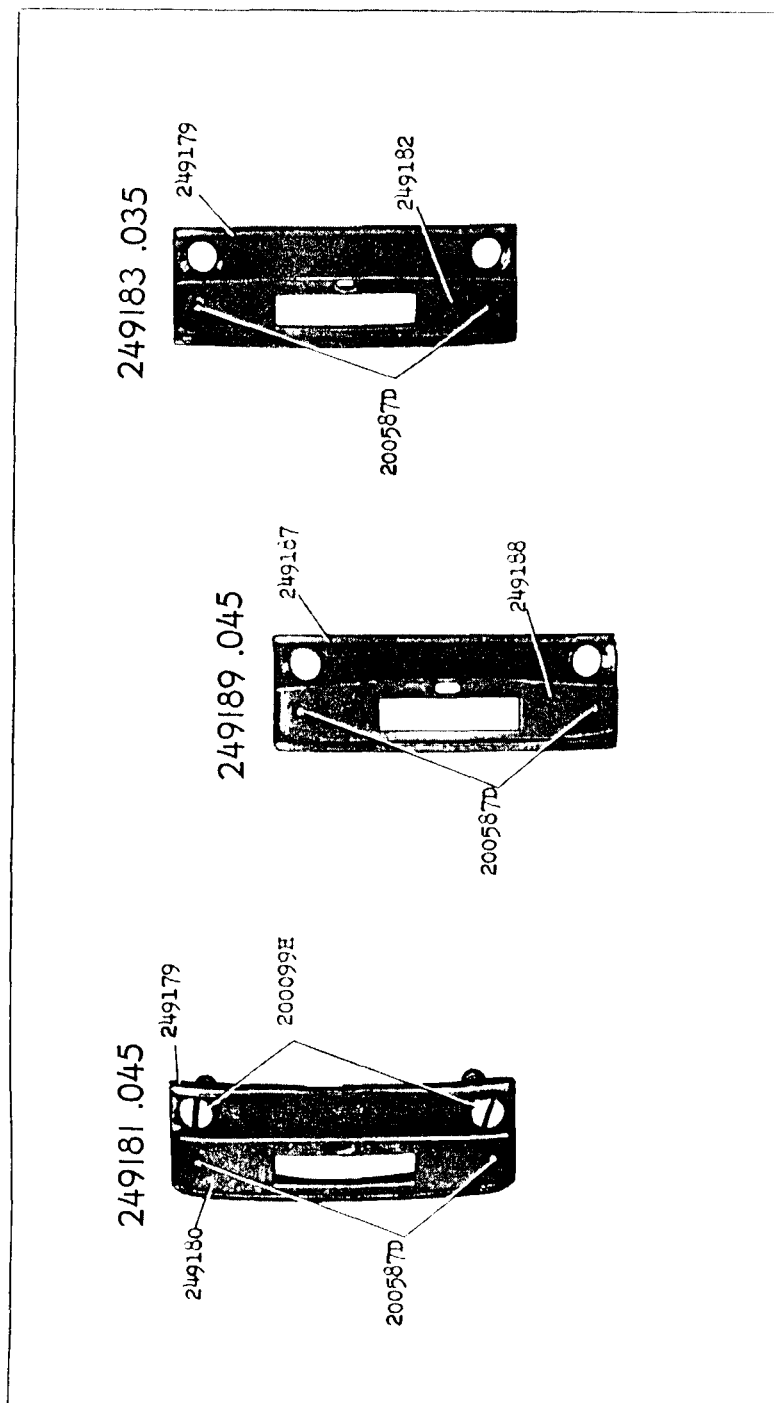


15745 - 1/2

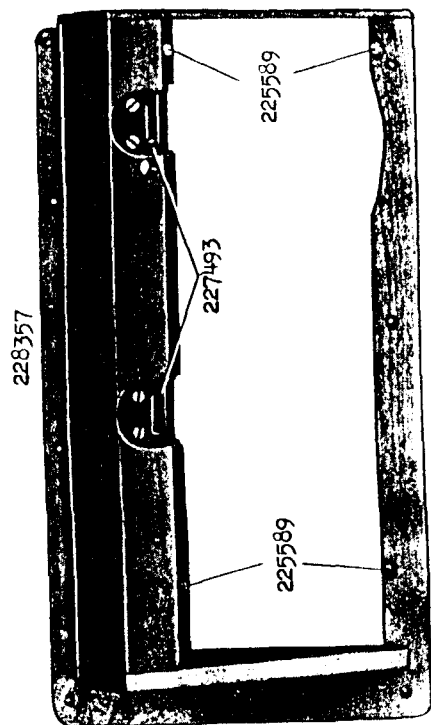
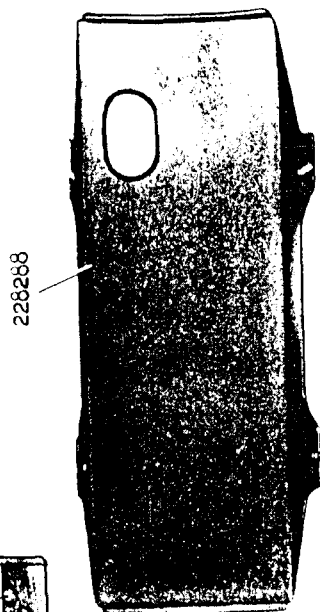
15746 - 1/2



15749


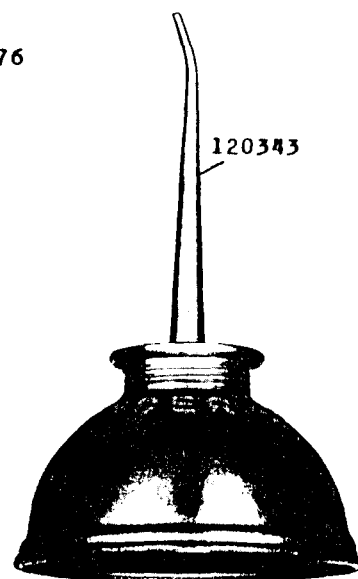
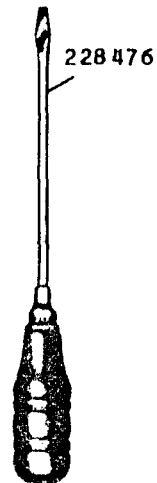
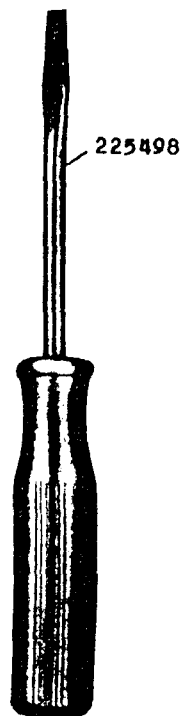


15751 - 1/6



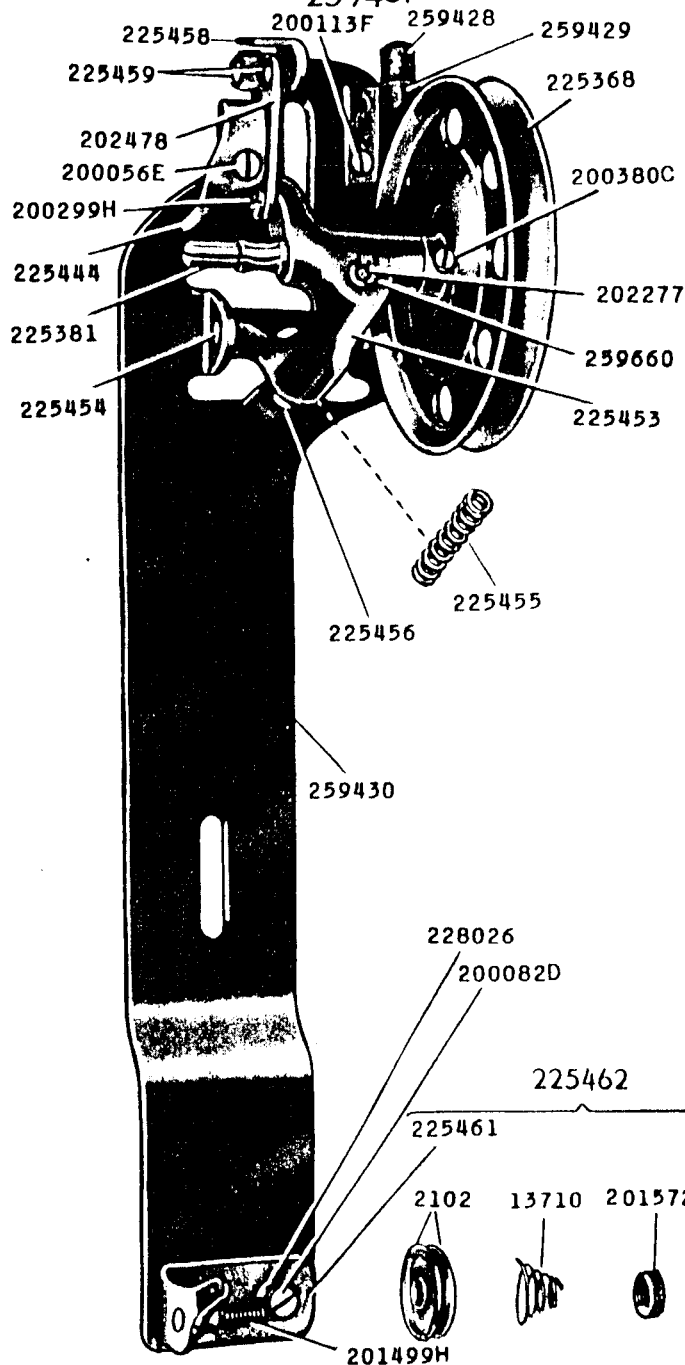
15757 - 1/2

120342



16615 - 1/2

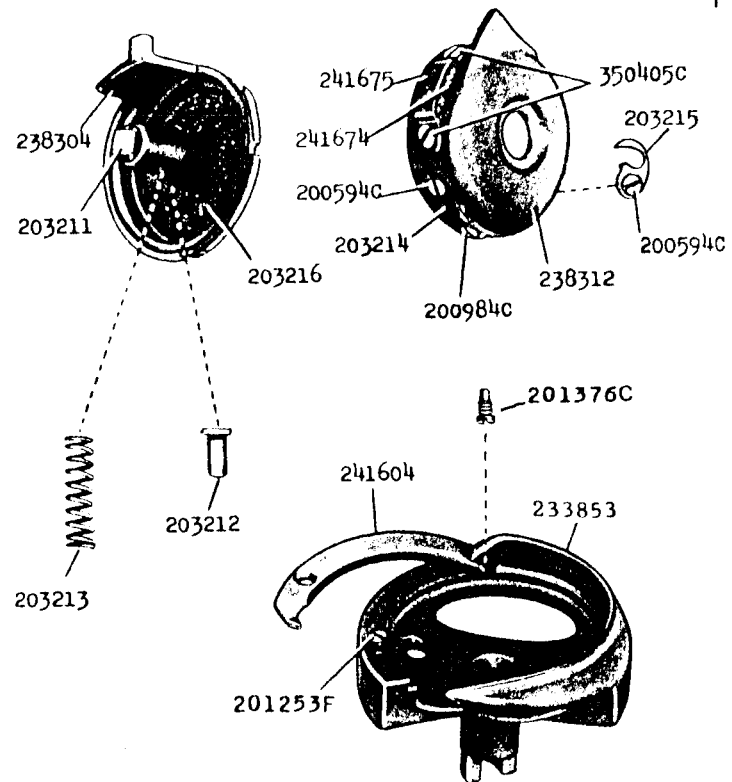
259431



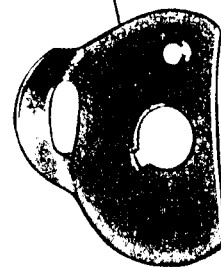
17313

238313

238315



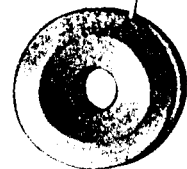
221222



200555X

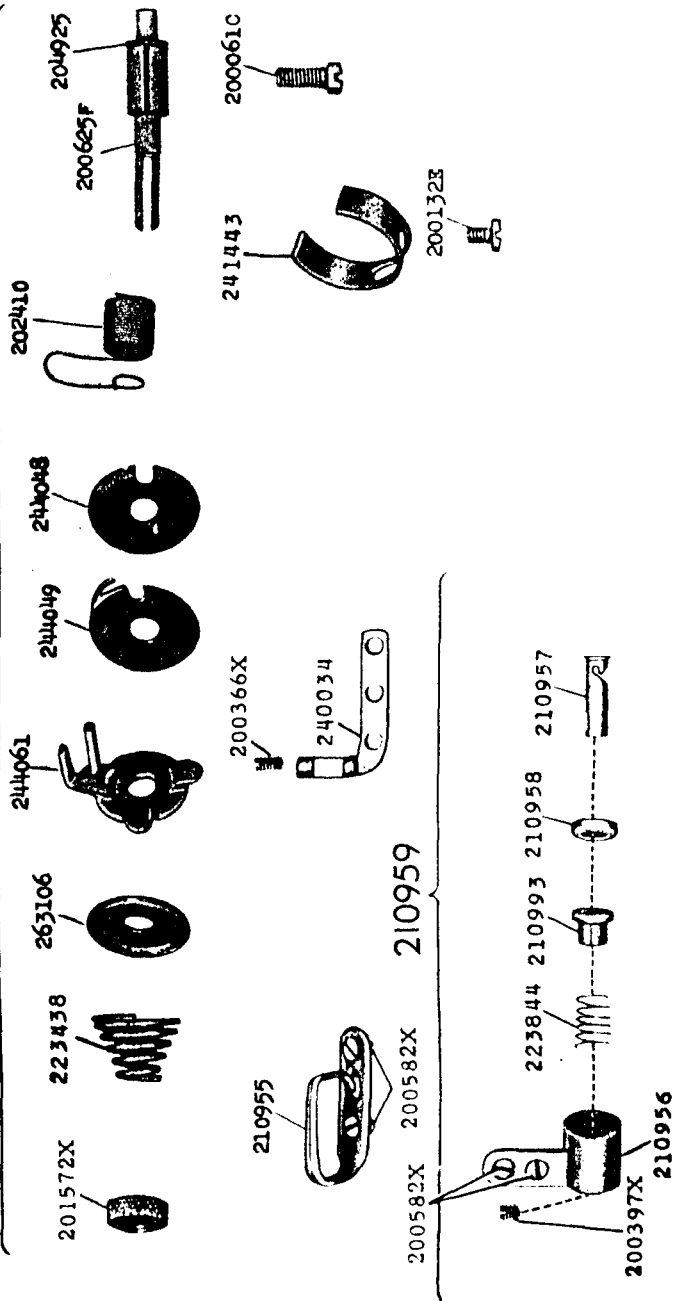


233939

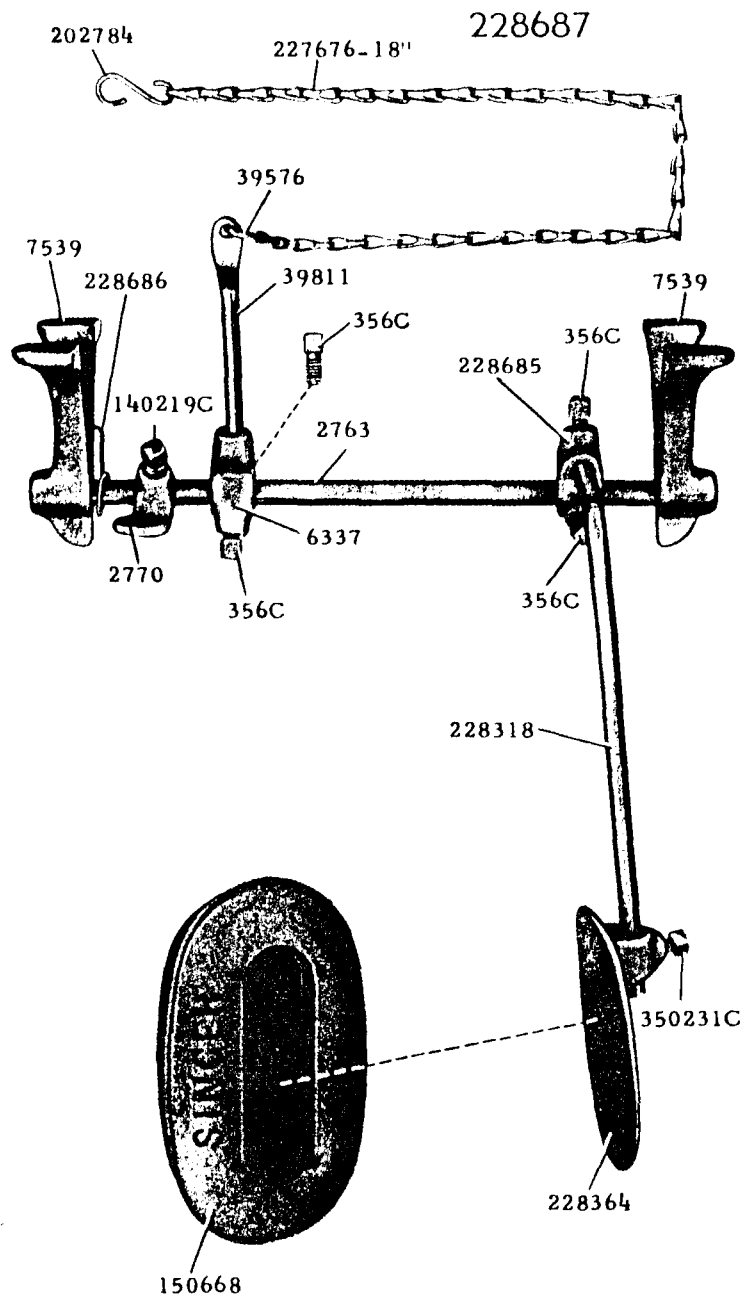


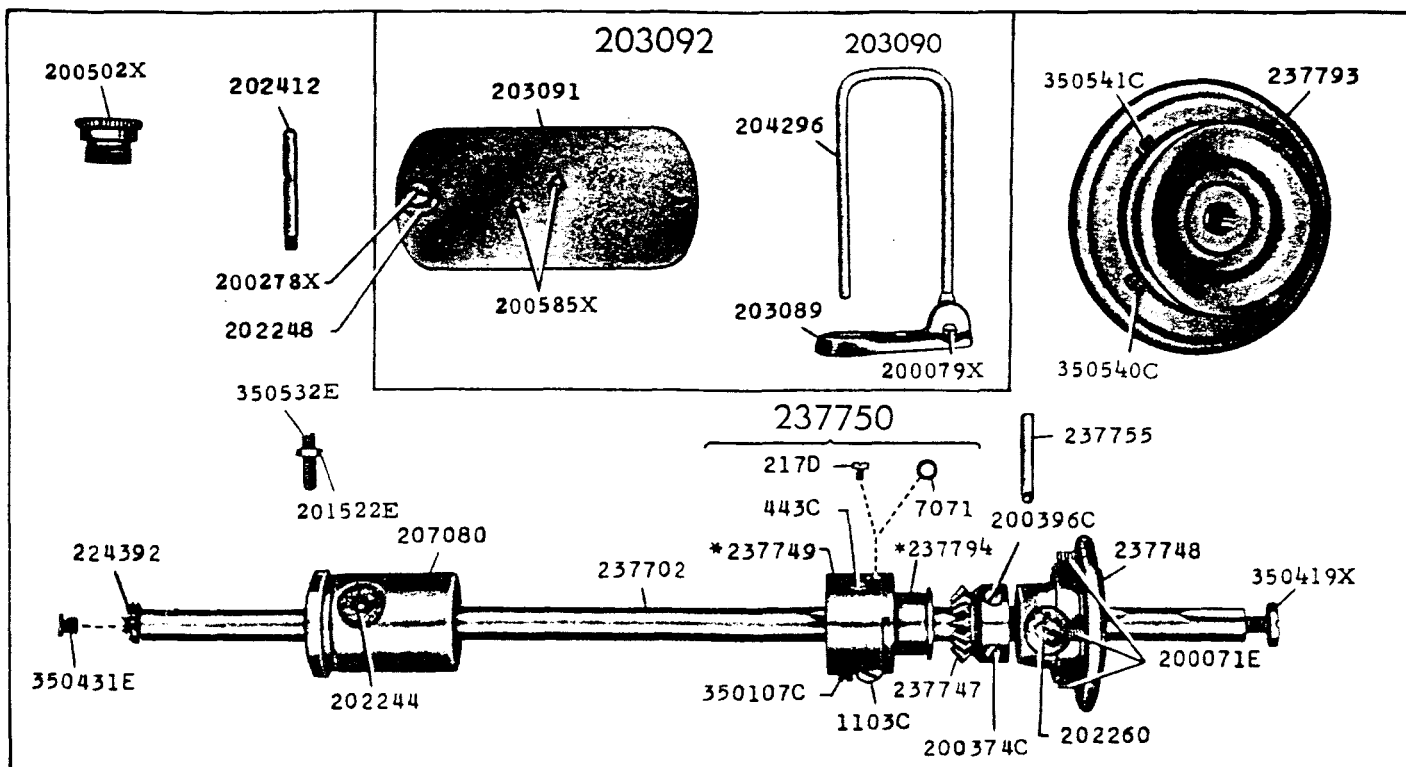
17314 - 2/3

240358

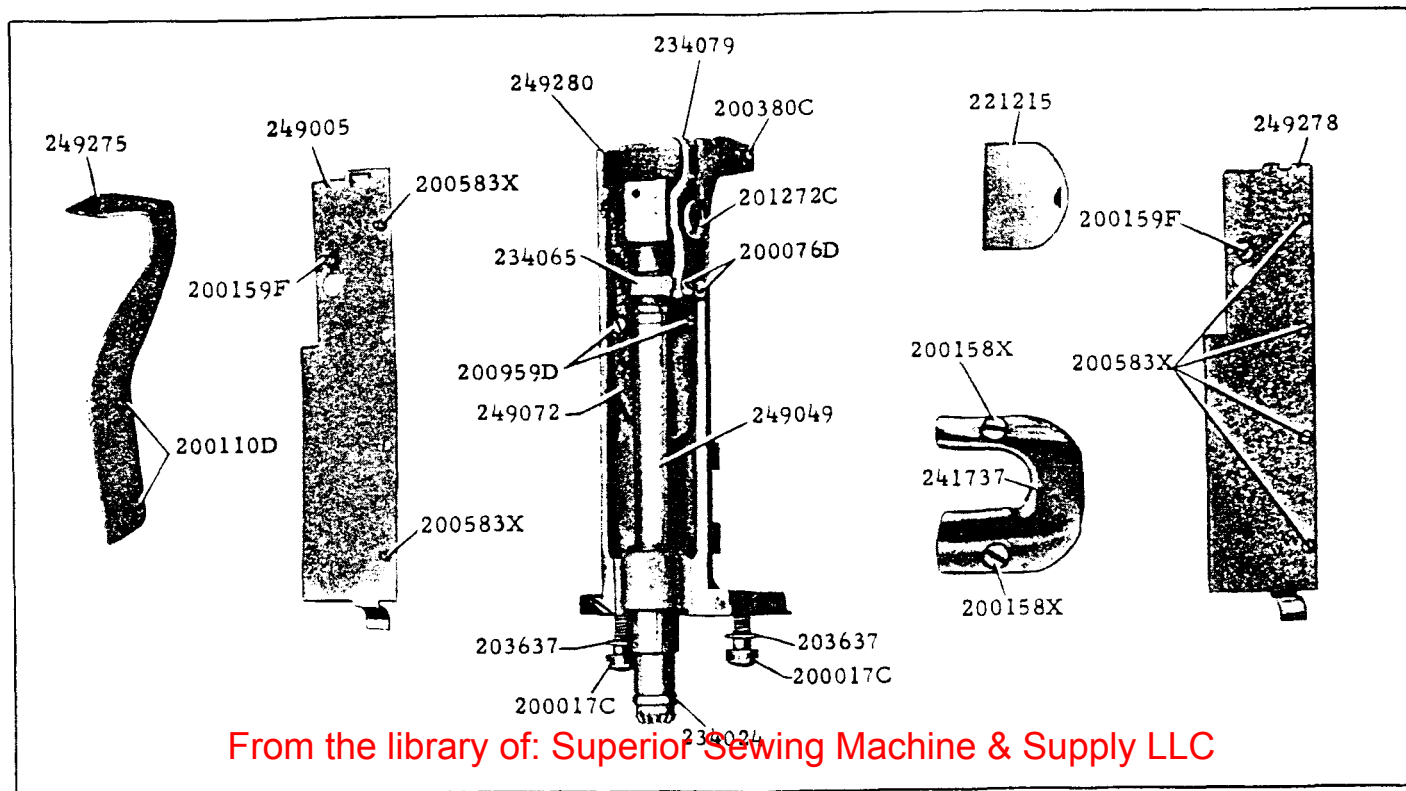


17321 - 1/2



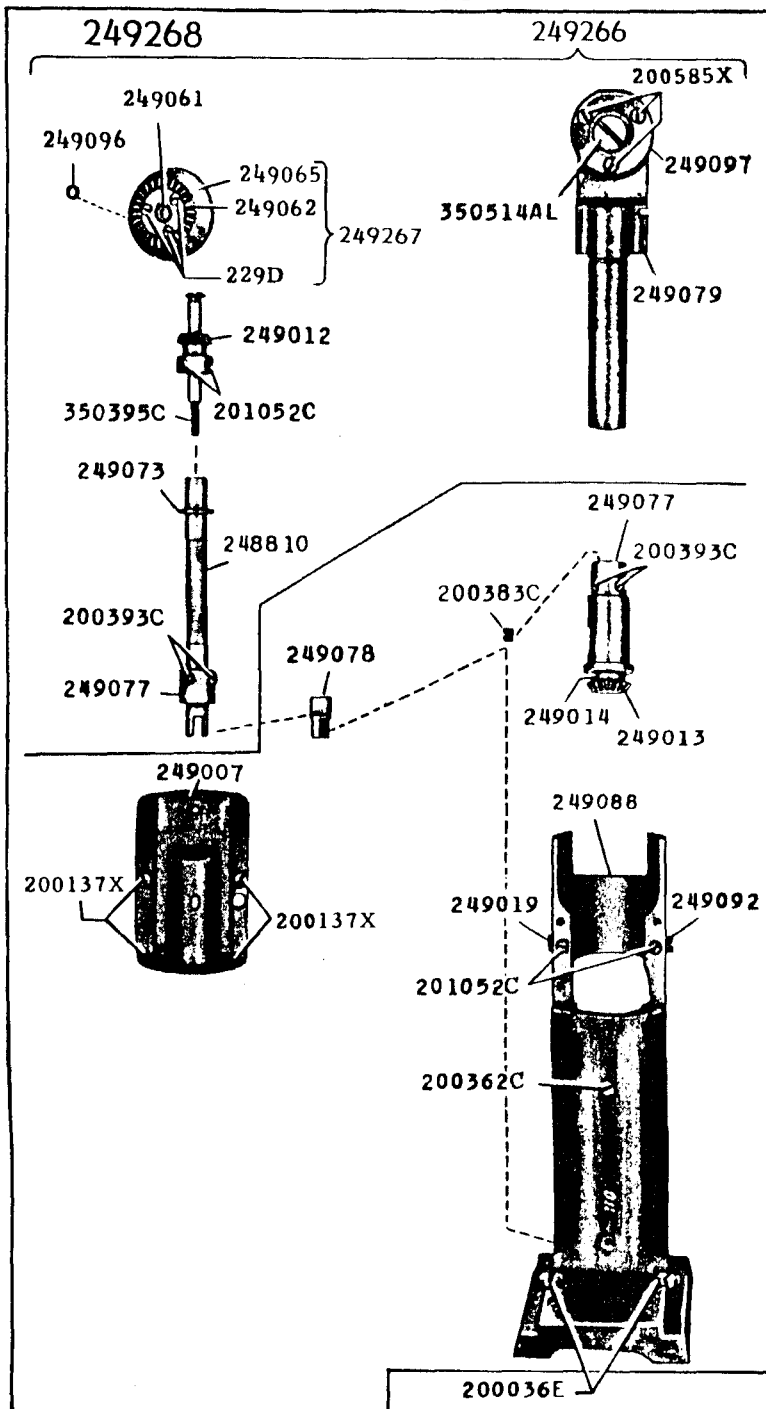


17325 - 1/3

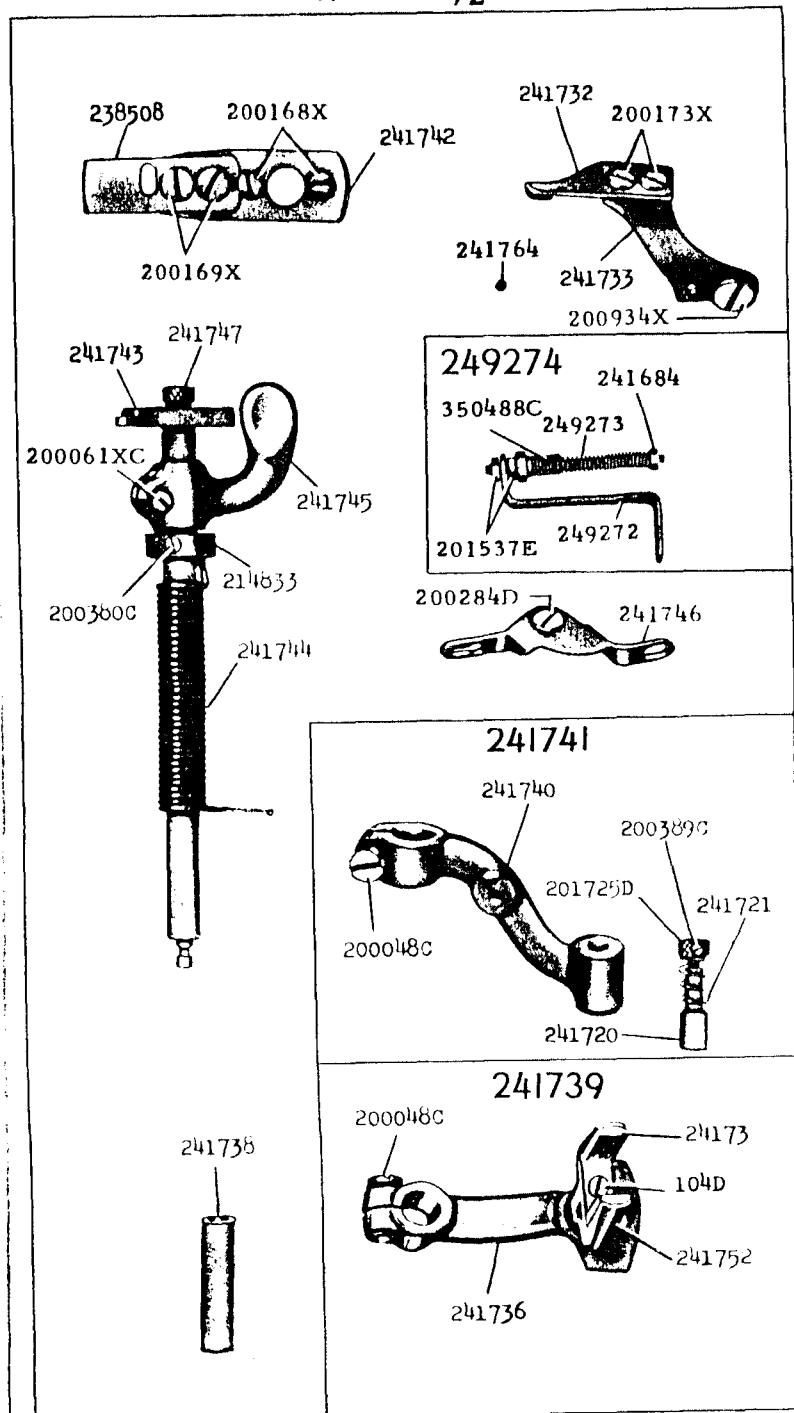


17326 - 1/3

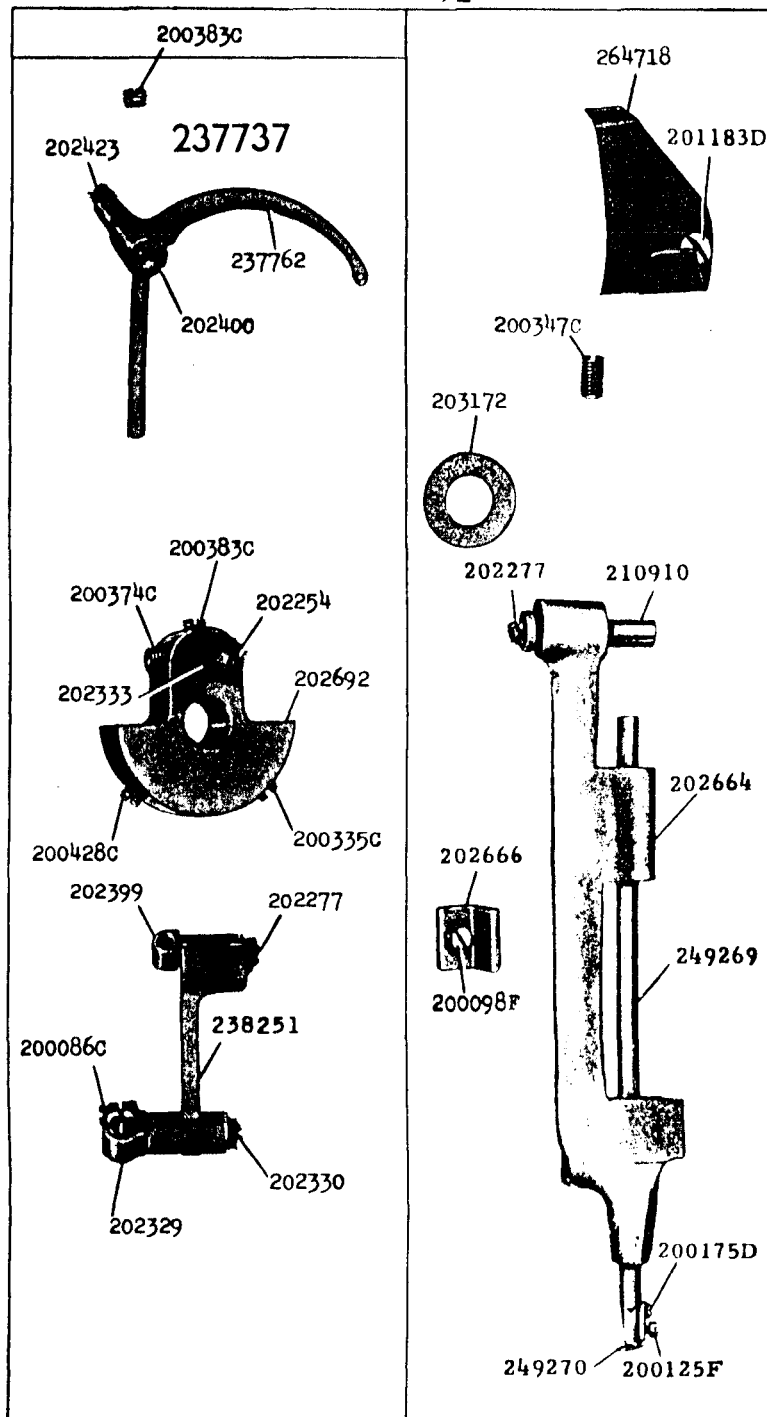
17327 - 1/3



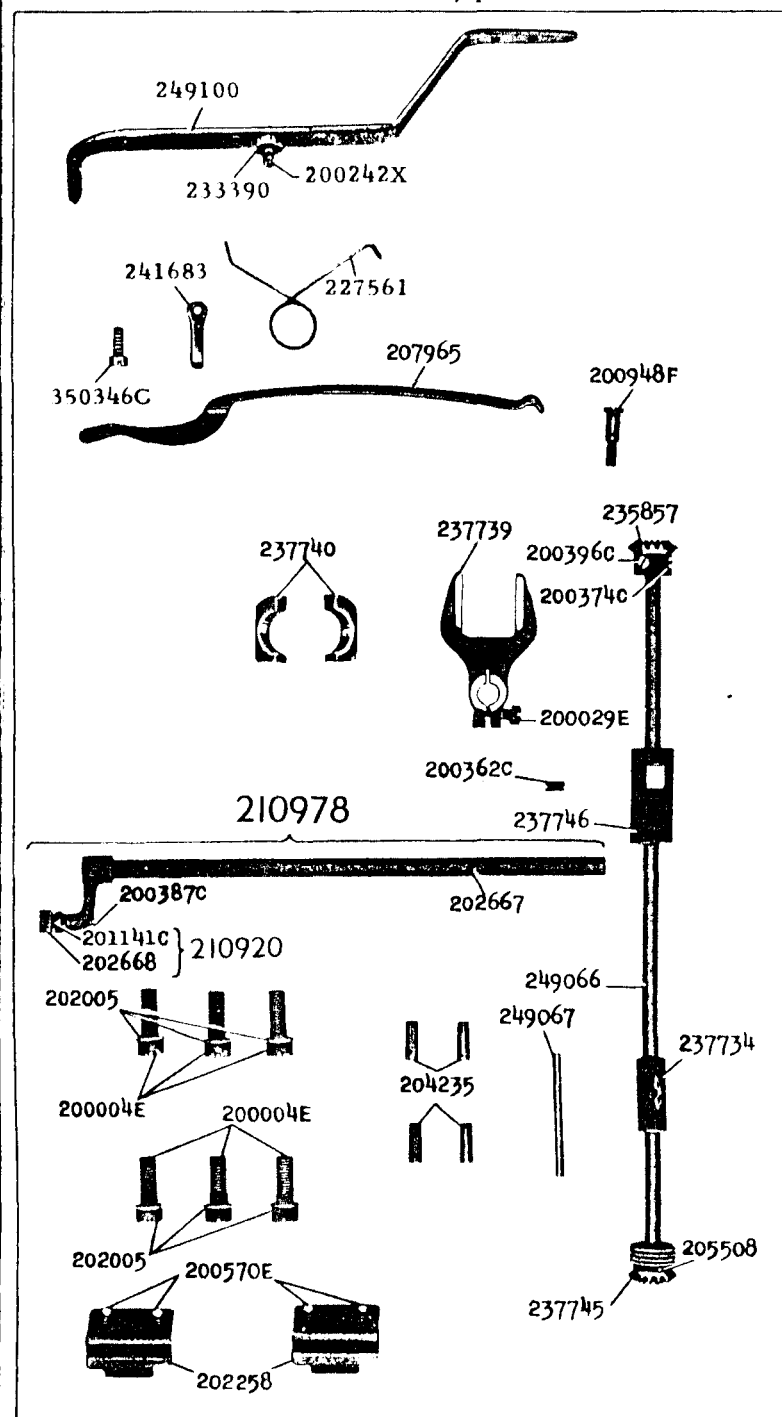
17328 - 1/2



17329 - 1/2



17330 - 1/4



259283

